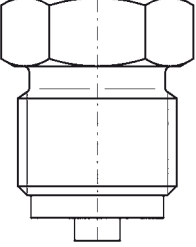
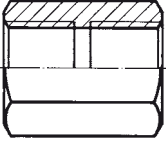
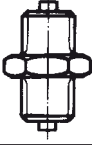
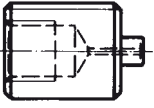



Accessories for pressure gauges

DG: E

Reducers and adapters					
	<i>Female connector</i>	<i>Male connector</i>	<i>Material</i>	<i>Part no.</i>	<i>Price €</i>
	G ¹ / ₈	G ¹ / ₄	Brass	63050	
	G ¹ / ₄	G ¹ / ₈	Brass	63052	
	G ¹ / ₄	G ³ / ₈	Brass	63053	
	G ¹ / ₄	G ¹ / ₂	Brass	63054	
	G ¹ / ₄	G ¹ / ₂	316 Ti or 316 L	63051	
	G ³ / ₈	G ¹ / ₄	Brass	63056	
	G ³ / ₈	G ¹ / ₂	Brass	63057	
	G ¹ / ₂	G ¹ / ₄	Brass	63058	
	G ¹ / ₂	G ³ / ₈	Brass	63059	
	G ¹ / ₂	M 20 x 1.5	Brass	63155	
M 20 x 1.5	G ¹ / ₂	Brass	63156		
<hr/>					
	<i>Female connector</i>	<i>Female connector</i>	<i>Material</i>	<i>Part no.</i>	<i>Price €</i>
	G ¹ / ₄	G ¹ / ₈	Brass	63158	
	G ¹ / ₄	G ¹ / ₄	Brass	63159	
	G ¹ / ₂	G ¹ / ₄	Brass	63160	
	G ¹ / ₂	G ¹ / ₂	Brass	63161	
<hr/>					
	<i>Male connector</i>	<i>Male connector</i>	<i>Material</i>	<i>Part no.</i>	<i>Price €</i>
	G ¹ / ₂	G ¹ / ₂	Brass	63164	
	G ¹ / ₂	G ¹ / ₂	316 Ti or 316 L	63165	
<hr/>					
Connection nipple – self-sealing					
	<i>Female connector</i>	<i>Male connector</i>	<i>Material</i>	<i>Part no.</i>	<i>Price €</i>
	G ¹ / ₈	G ¹ / ₄	Brass	63067	
	G ¹ / ₄	G ³ / ₈	Brass	63068	
	G ¹ / ₄	G ¹ / ₂	Brass	63069	
G ³ / ₈	G ¹ / ₂	Brass	63065		
<hr/>					
Mounting valve with self-sealing coating – closes automatically when the pressure gauge is replaced					
	<i>Female connector</i>	<i>Male connector</i>	<i>Material</i>	<i>Part no.</i>	<i>Price €</i>
	G ¹ / ₄	G ¹ / ₄	Brass	77907	
	G ¹ / ₄	G ³ / ₈	Brass	77908	
	G ³ / ₈	G ³ / ₈	Brass	77917	
	G ¹ / ₄	G ¹ / ₂	Brass	77914	
G ³ / ₈	G ¹ / ₂	Brass	77918		